

Kindergarten Emergency Sub Plans

created by

The Curriculum CORNER

1

2

3

4

5

6

7

8

9

10

11

12

13

14

15

16









17








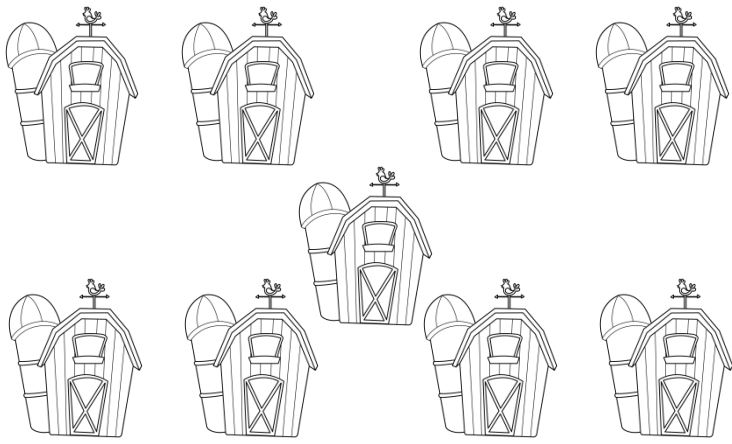
18







19

20

0







one

two

three

four

five

six

seven

eight

nine

ten

eleven

twelve

thirteen

fourteen

fifteen

sixteen







seventeen






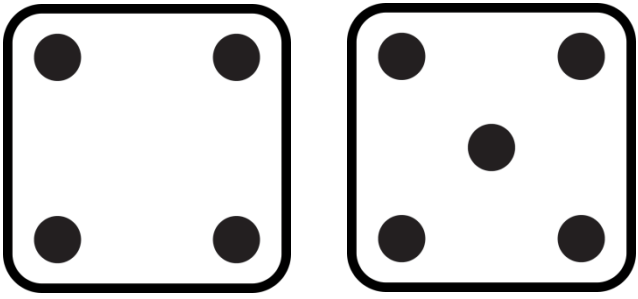
eighteen





nineteen

twenty

zero







21

22

23

24

25

26


27

28

29

30

Roll & Make 10



Name:

I rolled a _____.

Show it:

I need _____ more to make 10.

I rolled a _____.

Show it:

I need _____ more to make 10.

I rolled a _____.

Show it:

I need _____ more to make 10.

Name: _____

Roll & Make 10


I rolled a



Show it.

I need _____ to make 10.


Show how you make 10 using your number.



Name: _____



Count to 20



1	2		4
	6		
9		11	
	14		16
17		19	

Name: _____




Count to 20



1			4
	6		
		11	
	14		
		19	

Name: _____

Circle the bigger number
in each box.



8	10
---	----

17	6
----	---



20	14
----	----

3	7
---	---


9	12
---	----

16	5
----	---

4	19
---	----



Name: _____



Counting on

Write the number that comes next in each set.

3	4	
---	---	--

8	9	
---	---	--

12	13	
----	----	--


15	16	
----	----	--

1	2	
---	---	--


7	8	
---	---	--

13	14	
----	----	--

18	19	
----	----	--



11	12	
----	----	--



Name: _____

Characters

The title is

The author is

Show your favorite character



Name: _____

Settings

The title is _____

The author is _____

Show the setting



Name: _____

What I liked..

The title is

The author is

My favorite part is:



Name: _____

What I learned..

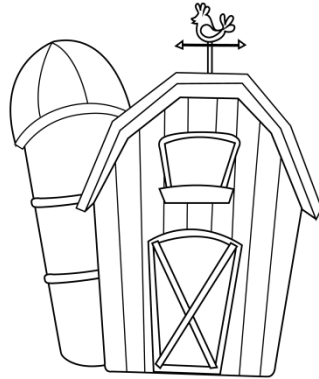
The title is

The author is

Show something you learned:



What I see at the Farm



Name:

I see a barn at the farm.

I see two farmers at the farm.

I see a cow at the farm.

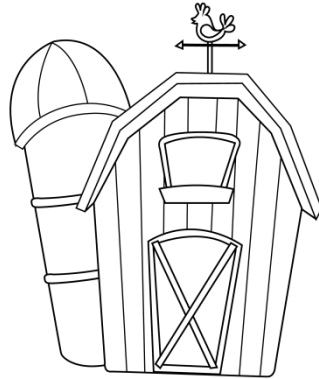
I see a pig at the farm.

I see a horse at the farm.

I see a chicken at the farm.


I see a sheep at the farm.

What I see at the Farm




Name:


I see a barn at the farm.




I see two farmers at the farm.




I see a cow at the farm.




I see a pig at the farm.




I see a horse at the farm.



I see a chicken at the farm.



I see a sheep at the farm.



walk

march

strut

talk

yell

whisper

look

peek

stare

jump

leap

hop

chuckle

giggle

laugh

Name: _____

Word Family Sort

-at words

-og words

cat	bat	dog	mat	log
hog	fog	rat	frog	pat

Name: _____

Word Family Sort

-ow words

-ice words

now

mice

how

nice

rice

dice

cow


slice

now

vow


Name: _____

What will the pig and cow
play today?




Name: _____

Tell where the horse
will run.









Name: _____





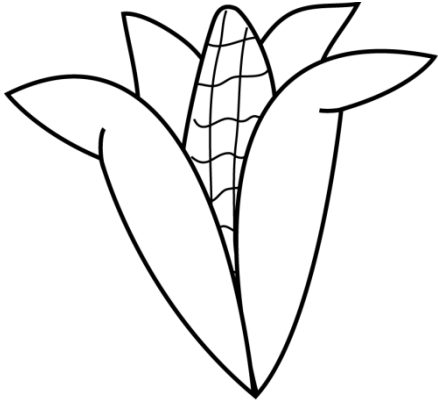
Tell how many eggs the
chicken will lay today.



Name: _____







Name: _____

Sort the Animals

This is an animal that you can find at a farm.



This is a food that you can find at a farm.



Name: _____

Label the Picture

This is something that you might find at a farm.

